


INSPECTION PM ALIGNER-V2



PM ALIGNER-V2

A ready-to-use solution to orientate Polarization Maintaining fibers inside connectors

PM Aligner-V2 is the simplest way to **orientate precisely a PANDA Polarization Maintaining fiber** inside a connector or ferrule.

With a **long working distance**, PM Aligner-V2 allows the operator to **work manually around the ferrule** of the connector. After positioning, the curing phase becomes easy to realize without affecting on the PM fiber alignment.

With Blink PM Alignment software, the PM Aligner-V2 will measure and **display in real time the angular alignment** of the stress elements.

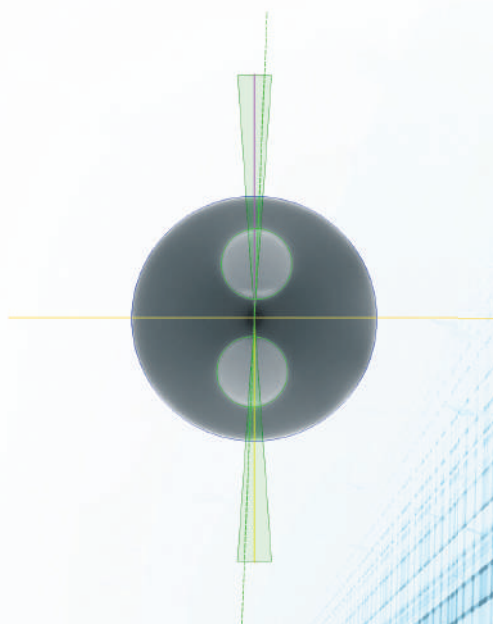
If the cable contains **several PM optical fibers** it is not easy to turn the optical fiber in the ferrule. Thus Data-Pixel developed **custom accessories** that keeps the optical fiber fixed and **rotates the ferrule or the connector**.

SPECIFICATIONS :

Magnification :	X 400
Field of View (mm) :	0.7 x 0.5
Light Source :	White light
Focus :	Manual
Outputs :	USB 2.0
Power source :	External 12V
Weight (kg) :	3.2
Dimensions HxWxL (mm) :	130 x 90 x 260

KEY FEATURES :

- Measurement of PANDA style fibers
- Long working distance
- Automated and real time measurement
- Easy calibration with Blink PM Alignment
- High speed USB 2.0 for live digital image
- Measurement data exported in standard CSV file
- Database connectivity
- Measurement report in HTML format
- Compatible with desktop PC, laptop, tablet PC




Panda report


Generated by Blink Data-Pixel

Date	2023-01-18 17:59	Sample name	Panda Fiber	PASS
Measurement device	PM Aligner	Serial number	2023-01-xxx14	
Device s/n	4103585910-P06950-010-001	Operator	John	
Reference fiber diameter	125µm	Station s/n	4103585910-P06950-010-001	
Reference rod diameter	36µm			

Parameter	min allowed	max allowed	Measurement result	Pass/Fail
Panda angle	-4 °	4 °	2.33 °	PASS



Blink software detects automatically the stress rods regardless of their shapes (circular, hexagonal,...) and allows a precise alignment of PM fibers.

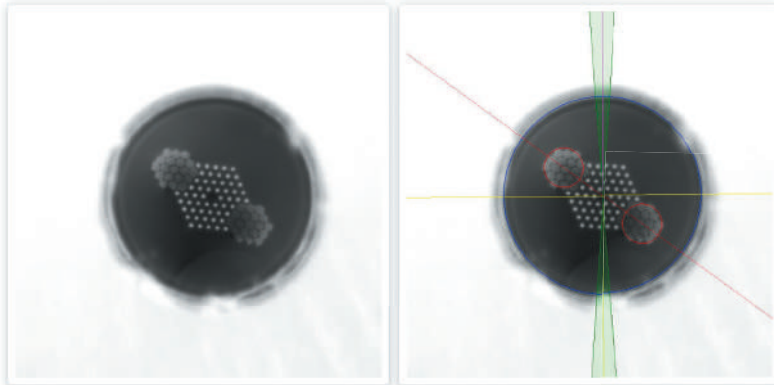


Panda report


Generated by Blink Data-Pixel

Date	2023-01-18 18:25	Sample name	PCF Fiber	FAIL
Measurement device	PM Aligner	Serial number	2023-01-xxx239	
Device s/n	4103585910-P06950-010-001	Operator	John	
Reference fiber diameter	216µm	Station s/n	4103585910-P06950-010-001	
Reference rod diameter	43µm			

Parameter	min allowed	max allowed	Measurement result	Pass/Fail
Panda angle	-4 °	4 °	-53.65 °	FAIL



Custom development : mechanical interface equipped with a digital indicator and a rotation stage in order to precisely monitor the angle position of the connector. The fibre optic cable is clamped on the Mechanical plate.



ORDER OPTIONS :

PM Aligner-V2 unit with :

- Manual focus
- Blink PM-Alignment

70-PM00-V2-M10-00

Holder 1.25mm ferrules, PM (sleeve-type)

30-HL-000778

Holder 2.50mm ferrules, PM (sleeve-type)

30-HL-000779

Calibration fiber stub, 1.25mm, for PM fiber calibration

30-RE-000752

Calibration fiber stub, 2.50mm, for PM fiber calibration

30-RE-000753

Adapter, 1.25mm LC

30-AD-000732

Adapter, 2.50mm SC

30-AD-000739

Adapter, APC, 2.50mm, both FC Narrow and FC Wide compatible

30-AD-002476